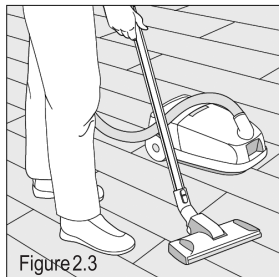
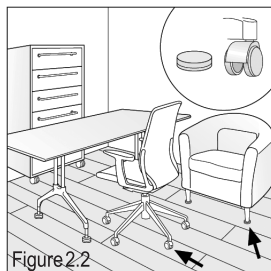
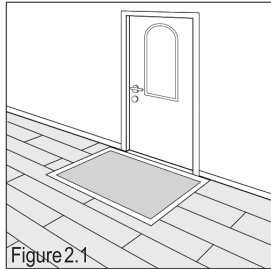


CARE AND MAINTENANCE GUIDE

PREVENTIVE MAINTENANCE

To ensure the full benefit of warranties and to extend the beauty of your new hardwood floor, we recommend the following preventive maintenance steps:



- Use floor mats at all entrances to help keep dirt and moisture from being tracked in (Figure 2.1). Area rugs are recommended in high traffic areas and at sinks. Mats and area rugs should be slip resistant with backing that will not discolor the floor. Clean rugs periodically to remove dirt and grit.
- To help guard against scratches and dents, install felt floor protectors under furniture legs. It is important they are changed on a regular basis to prevent dirt, debris buildup. (Figure 2.2).
- Rolling castors may damage the floor. Therefore, we do not recommend them. If you choose to use them, the rubber barrel-type or double wheel types are the best option. (Figure 2.2).
- Do not wear high heel shoes that need repair while walking on your hardwood floor. Some types of high heel shoes can severely damage the surface of any floor covering.
- Keep your pet's nails trimmed regularly to avoid marring or scratching the floor
- Maintain a healthy humidity range at 35-55%, which may require either a humidifier or a dehumidifier. Certain regions within North America have extreme changes in humidity levels that can affect all wood floors.
- For cleaning, Use the appropriate cleaner type for your specific flooring finish. We recommend a cleaning system that does not allow any loose liquid to touch the floor. Suitable hardwood floor cleaner is available at most retail floor covering stores. Never use wax or wax products. **DO NOT USE STEAM MOPS!** Contact your floor covering dealer for recommended maintenance and floor care products for your specific hardwood flooring.

REGULAR MAINTENANCE

- Do not let sand, dirt and grit build up on your floors.
- Immediately wipe up wet areas from spills, foreign substances, or wet feet.
- Dust, sweep and vacuum floors regularly. When using a vacuum cleaner, disengage the beater bar or use the "bare floor" setting to avoid damaging your floor. The vacuum head must be brush or felt, a wand attachment is preferable. (Figure 2.3)
- **NEVER CLEAN OR WET MOP WITH WATER.** Water may permanently damage the floor. **DO NOT USE STEAMMOPS!**
- There are many different types of prefinished hardwood floors available today, and not all maintenance products are suitable for all flooring types. Polyurethane based Aluminum Oxide finishes may be cleaned with Woodpecker Hardwood Floor Cleaner and applicator. Oil based finished should be cleaned and maintained with WOCA Oil Soaps and Refresher Oils specifically designed for those products. Consult with your retail sales advisor to determine what floor care products are appropriate for use on your floor.